


PRODUCT DETAILS



UNIVERSAL REMOTE CAR KEY

1. Space-saving retractable flip blade (to be ordered separately)
2. Flip key blade release button
3. LED light illuminates when remote buttons pressed
4. Durable plastic key case
5. 3 buttons (lock, unlock and boot release)
6. Clip to attach to key ring
7. Transponder must be glued or fixed with some tape (references: IRFH13, IRFH14, IRFH15 and IRFH16)

8. Transponder is already included in the PCB (references: IRFH13T, IRFH14T, IRFH15T and IRFH16T)

9. Battery holder. Lithium battery CR2032 is not supplied
10. Socket for connecting to the Universal Remote Cable

UNIVERSAL REMOTE CABLE

11. Socket for connecting the cable to the Universal Remote Car Key
12. Two types of USB connectors for adapting to all kinds of smartphones: micro USB and USB C type
13. Punch for fixing the pins on the remote

PRODUCT RANGE




FULL RANGE OF BLADES AVAILABLE IN THE "BLADES CATALOGUE"

Silca Universal Remote Car Keys and Universal Remote Cable

Wide vehicle coverage	Proven, popular key designs	Robust, quality Silca blades	Immediate, plug and play solution	Guided procedures	CE certified solution

In compliance with current regulations relating to industrial property, we hereby state that the trade-marks or trade names mentioned in this document are the exclusive property of authorized manufacturers of locks and users. Said trade-marks or trade names are mentioned only for the purposes of information so that any lock for which our keys are made can be readily identified. This document is reserved exclusively for professional key cutters who use Silca products. / All information and illustrations in this document are for guide only and are not to be used for any other purpose without written permission from Silca S.p.A. Any controversy shall be resolved where the company has its headquarters, with express exclusion of any other court.



Universal Remote Car Keys and Universal Remote Cable

Minda Silca Engineering Pvt. Ltd.
 Plot No. - 37, Toy City, Greater Noida - 201308 (U.P.)
 Tel : +91 9871397630/9871397631
 Customer Care No. - 9560069957 (9:30am - 6:00pm)
 Email : sales@mindsilca.in, Website : www.silca.biz, www.mindsilca.in



Universal Remote Car Keys and Universal Remote Cable



THE EASIEST SOLUTION FOR DUPLICATING CAR REMOTES

The Silca **Universal** Remote Car Keys are a range of quality remotes that, once programmed, duplicate the functions of the original vehicle key. They come in four different designs suitable for the most popular brands worldwide, feature three push buttons for lock, unlock and boot release, and incorporate a Silca quality retractable flip blade.

The Silca **Universal** Remote Cable connects the remote to the smartphone to pre-set a new remote in just a few seconds. You just need to select the vehicle model from MySilca SRP app and the cable enables pre-set data to be written onto the remote key.

KEY BENEFITS

■ Proven, popular key designs

The Silca Universal Remote Car Keys designs are inspired by original keys of internationally recognizable brands, providing a 'like-original' solution at a much more affordable price compared to authorized car dealers. You can choose from 4 different designs.

■ Robust, quality Silca blades

The Silca Universal Remote Car Keys are made with long-lasting components, feature a robust flip mechanism and are compatible with a new, wide range of Silca quality CH blades. We suggest using the Silca pin fixing tool AVH4000 for easily blocking the blade to the remote. The pins are supplied with the remote.

■ Wide vehicle coverage from a low inventory

Hundreds of vehicle models can be programmed from the range

key variants, combined with the special CH blades. Each reference can come with or without transponder, depending on its applications.

■ Immediate, plug'n'play solution

The Silca Universal Remote Car Key guarantees a prompt and immediate service to the customer: the smartphone is virtually always with you, right in your pocket. You just need to download the free MySilca SRP app and connect the cable.

■ Quick and easy to pre-set

The remote is pre-set automatically once you connect it to the smartphone via the Universal Remote Cable and select the relevant vehicle model in the user-friendly MySilca SRP app.

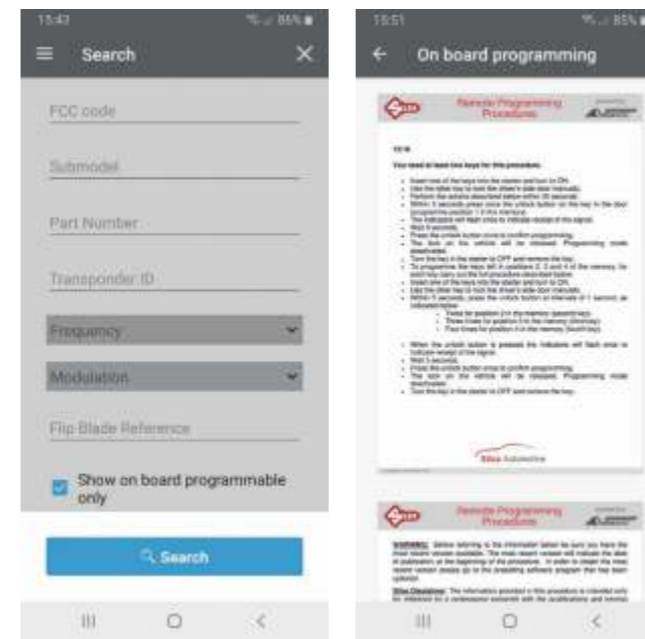
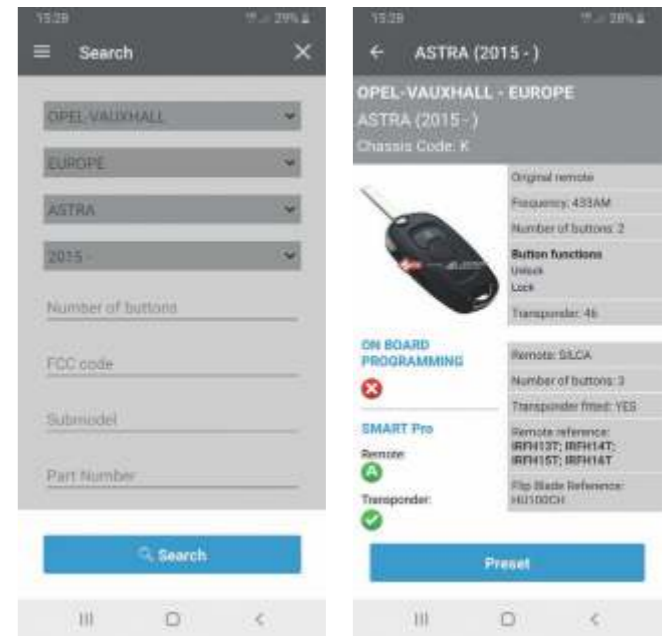
UNIQUE MYSILCA SRP APP

MySilca SRP app is the unique, user-friendly app that guides you step-by-step through all the pre-setting and programming operations of a Universal Remote Car Key. It is compatible with Android operated smartphones that support the OTG technology (USB On-The-Go)*. This solution is not available for iOS devices. The app is available in English, German, French, Italian, Portuguese, Spanish and Dutch. If you have already installed the app on your smartphone, update it to version 1.5.

MAIN FUNCTIONS

First it helps you to identify the vehicle that needs to be pre-set. You select from a number of characteristics, including make, model, year and chassis code of the vehicle.

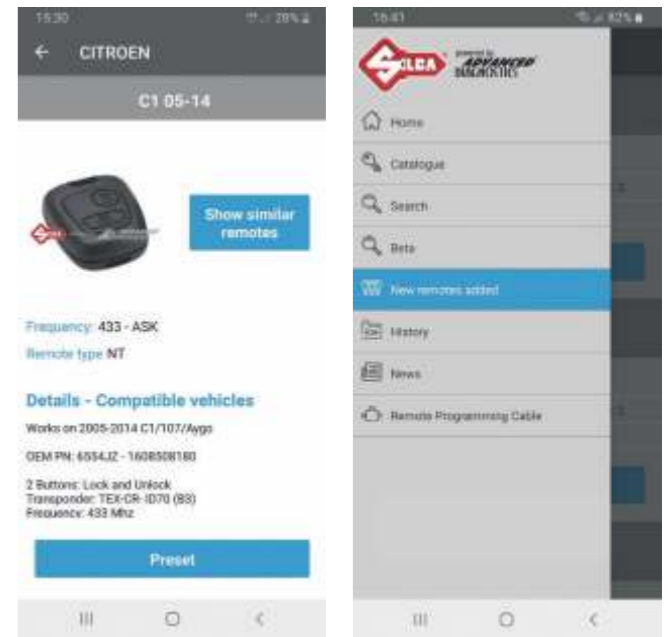
The software shows the right Universal Remote Car Key reference, transponder and Silca CH key blade to use, and provides relevant information such as the remote frequency, the number and function of buttons.



PROGRAM WITH SMART PRO OR MANUALLY

The software allows you to filter the models that can be programmed manually with the car manufacturer's manual on-board procedures, supporting customers who are equipped only with cloning devices. These procedures are available in English, Arabic, Czech, Dutch, Finnish, French, German, Greek, Hebrew, Italian, Japanese, Korean, Polish, Portuguese, Romanian, Russian, Spanish, and Turkish, and are constantly updated.

The app provides precise information on how to program the remote also when using the Smart Pro.



HOW IT WORKS

With the Silca Universal Remote Car Key Solution duplicating original vehicle keys and programming remotes is easier than ever before.

1. Connect the Universal Remote Cable to your smartphone and search for the make, model and year of the vehicle key to pre-set in MySilca SRP app.
2. Connect the Universal Remote Cable to the Universal Remote Car Key. Make sure the battery is removed from the PCB during the pre-setting.
3. Click on Preset and the software immediately pre-sets the remote. The process requires just a few seconds.
4. If necessary, fit the Universal Remote Car Key with the relevant transponder. MySilca SRP app tells you what transponder to use.
5. MySilca SRP app tells you what CH blade you should use. Cut the CH key blade with a Silca key cutting machine.
6. Fix the CH blade onto the remote using the pin fixing tool supplied by Silca.
7. Program the transponder and the remote using Smart Pro. MySilca SRP app guides you through the entire operation.
8. Alternatively, clone the transponder using Silca RW4 Plus or Fast Copy Plus.
9. Program the remote manually. SRP contains a comprehensive database of manufacturer's on-board procedures.

MAIN CATALOGUE AND THE BETA VERSION

The range of supported vehicles is continually updated and includes all the most popular models. The full application list is available in the app, complete with photos of original remotes and full technical details. You can also search in the Beta version of the app, which comprises thousands of additional models.

OTHER FUNCTIONS

With MySilca SRP app, you can also check the latest remotes added to the catalogue, the News section with firmware update notifications, and the History function with the list of all your programming routines.

CE CERTIFIED



The Universal Remote Car Key and the Universal Remote Cable have been designed and manufactured in conformity with CE mark European standards.